

# ROVER READY

---

## Canine Disaster Preparedness



# Front Range Veterinary Medical Reserve Corps



Veterinary disaster preparedness  
and response in the Front Range of Colorado.



Quarry Fire, Jefferson County  
Colorado | July 2024



# ABOUT US

Licensed Veterinary Professionals




Our role is to connect county, state, and federal disaster response organizations with local Colorado veterinary community resources.

1. Clinic Pop -ups | Prep Pets for Evacuations
2. Veterinary Input to Planning, Response & Recovery
3. Credentialed, Provisioned, Resiliency Volunteers
4. Working Animal Team Training & Care



Prep Pets for Evacuation  
Broomfield CO | June 2024



Pet Farmers Market  
Broomfield CO | June 2024

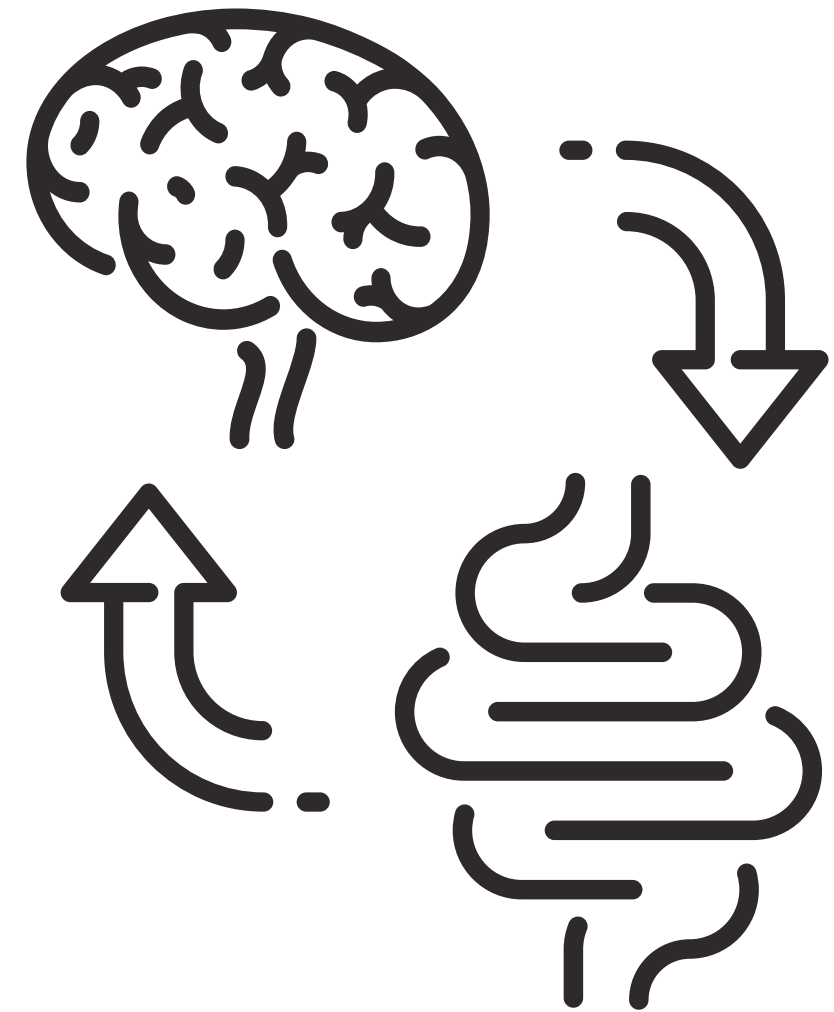


Island Grove Lg Anim Evacuation Site  
Alexander Mtn Fire | July 2024

# PREP PETS FOR STRESSFUL EVENTS

Build resiliency before stressful events.

- Mental & Emotional Resiliency
- Physical Resiliency
  - Endocannabinoid system (ECS)
  - Immune system
  - Adrenal and stress response systems
  - Gastrointestinal system





# SUPPORT DURING STRESSFUL EVENTS

Identify stressors early, intervene, monitor recovery.

- Changes in environment
- Changes in health status
- Changes in family -unit state / stress levels
  
- Acute stress
- Chronic stress
  
- Acute -on-chronic (trigger / flare -up)
- Trigger -stacking




# MONITORING AFTER STRESSFUL EVENTS

- Changes in energy levels
- Changes in behavior (more clingy, less interactive, more reactive)
- Over- or under-grooming
- At-home monitoring (free -catch urine, stool, hair)

Baseline diagnostics


Baseline journaling



# Plan for PETS in Advance of an Emergency



Animals need emergency supplies too. Make a plan for evacuating and taking care of pets in the event of a disaster.



READY Colorado  
Plan a Plan. Meet a Difference.

readycolorado.com

## Questions & Answers About READY Pets

You should always plan to evacuate with your pets. Pack a kit to sustain yourself, family members and pets for at least 72 hours, and remember to rotate kit stock often.

**Why is it important to have a plan for both people and pets?**  
Pet owners have additional challenges when an evacuation is required, and share a natural instinct not to leave pets behind. Personal, community and state plans to support animal evacuation and sheltering are essential in protecting both people and pets.

**Who is responsible for your pets?**  
You are the person responsible for your pets.

**Where can I take pets if I'm evacuated?**  
It's a mix of friends and family who would be willing to take your pets on a temporary basis. Other locations include veterinary hospitals, boarding kennels and public evacuation shelters. Some hotels allow pets ([www.petwelcomed.com](http://www.petwelcomed.com)).

**Can my pet stay with me if I go to a public evacuation shelter?**  
Pet owners should evacuate with their animals whenever possible. Many communities are working on plans to co-locate temporary emergency animal shelters near public evacuation shelters. This means that in some cases, depending on resource availability, animals would be staying near their owners, but not sharing the same space. Owners may be expected to help care for their animals at such shelters. Depending on circumstances, it may be more feasible for the community to shelter pets at local animal facilities, such as animal shelters, kennels or veterinary hospitals.

**What if I have a service animal?**  
Service animals are animals that provide assistance for a medical disability. They are not considered to be pets and will be allowed to stay with their owners.

**What if I'm not at home when my area is evacuated?**

- Create a "buddy plan" with nearby relatives, friends or neighbors to help each other with animal evacuation. Make sure your "buddy" has written permission to care for your animals and access to your pet emergency kit and kennels.
- If you need assistance with pet evacuation you may contact the local animal control agency or humane society to request evacuation assistance for your pets as soon as possible.


**How should I prepare my pets?**

- Place a clearly visible window sticker to indicate the type and number of pets. Make sure to keep this up to date as inaccurate information could endanger fire/emergency personnel.
- Place pets up to date on preventive healthcare.
- Keep copies of all vaccination/health records.
- Place contact information for your veterinarian.
- Identify your pets.
  - Microchip implantation is an excellent way to identify pets, but make sure the chip is registered to your current address.
  - Photographs of you with your pet.
  - Collars or harnesses with identification tags.
- Have copies of essential identification information to someone out of the area.

**How should I transport my pets?**  
Have one animal kennel or cage per pet. Mark the kennel with your name, address, phone and an alternate contact. Make sure kennels are large enough to allow your pet to stand up and turn around, and to accommodate the pet and food and water bowls. Fill kennel with bedding. Kennels for cats should be large enough to accommodate a small litter box. Pillow cases will work for transporting dogs in an emergency.

**What if I have pets other than dogs and cats?**  
Pets such as rabbits, rodents, ferrets, hedgehogs, birds, reptiles, amphibians, fish and others will have specific needs. Make sure you have appropriate travel cages, bedding, special foods, along with environmental controls for those pets needing special heat and humidity conditions.

# Q&A



## READY Pets CHECKLIST



- Pet food and water for at least three days
- Can opener, spoons
- Treats
- Medications
- Copies of up-to-date vaccination records
- Collars with tags and/or microchip information
- Photos of you with your pet (both digital and paper)
- Current sticker on house window with pet list for fire/emergency personnel
- Bowls
- Cat litter and litter pan
- Poop scooper
- Pet first aid kit
- Bedding
- Toys
- Leashes or harnesses
- Muzzle (if needed)
- Leather gloves and towels (for handling upset pets)
- Grooming supplies
- Paper towels, plastic trash bags and a bottle of spray cleaner/disinfectant
- Alcohol based hand sanitizer
- List of important animal emergency contacts (animal control, animal shelter, veterinarians, etc.)
- Other (add your unique items to the list)



## My READY Pets Important Info

Keep this form in your family preparedness kit.

**Emergency Contacts**

Veterinarian.....

Animal Control.....

Owner's Cell Phone.....

Owner's Work Phone.....

**Evacuation Plan Details**

1.....

2.....

3.....

4.....

**Pet Shelter Options**

Local Animal Shelter.....

Friends & Family.....

Pet Friendly Hotels.....

**Neighbors & Friends with Pet Care Permission**

.....

**Out of Town Contact with Pet Information**

Name.....

Phone.....

E-mail.....

Relationship.....

# THANK YOU

---

[hello@frontrangevmrc.org](mailto:hello@frontrangevmrc.org)

[www.frontrangevmrc.org](http://www.frontrangevmrc.org)

