



Town of Superior
Public Works and Utilities Department
124 E Coal Creek Drive
Superior, Colorado 80027
303-499-3675

Marshall Fire Rebuild - Public Works and Utilities Procedures

Please use the following checklist to assist with Marshall Fire rebuilds.

- Install BMP's per plan and Stormwater Quality permit requirements. Sediment must be contained on site. Deficiencies in BMP performance will be communicated to the builder. If deficiencies are not corrected, the Town reserves the right to refresh the BMP's at the builder cost.
- Concrete washout facilities to be located on dirt surface in the lot. Do not place on paved/concrete surfaces.
- Place 2x4's under any dumpster delivered on asphalt or concrete roadway/alley.
- Colorado Department of Public Health and Environment (CDPHE) is mandating specific water service line sampling and testing of each home destroyed in the Marshall Fire. Noted below are the requirements and procedures for testing for VOC (Volatile Organic Compounds).
 - Call Utility Billing at 303-499-3675 x113 to schedule removal of existing meter. The meter will be removed by Public Works staff and a lock installed in the meter yoke.
 - Once the damaged water meter is removed by Public Works staff, have a Licensed Plumber install an approved meter jumper in the meter yoke. See attached approval list of meter jumpers. Do not use any water.
 - Connect new copper water service line from the previously cut and capped water service line in the lot, and install through the foundation wall. Install a temporary spigot inside the foundation wall for testing.
 - Contact Jim Widner at 303-499-3675 x113, or jimw@superiorcolorado.gov to schedule CDPHE mandated VOC testing of water service line from the water main to the temporary spigot inside the foundation wall.
 - Testing procedure requires the owner/builder to be on site and have a hose connected to the temporary spigot. Water will be flushed for 15-30 minutes. Samples will be obtained for delivery to the lab for the required testing procedures.
 - VOC test results are reviewed and approved by CDPHE. If VOC's are present in the first samples, the flushing and sampling process will be repeated. If VOC's are present after the second sampling, the water service line and meter pit will be required to be replaced from the water main to the home.
 - Once CDPHE has approved VOC test results, you will be notified and Public Works staff will remove the lock and water may be used during home construction.
- Proceed with building construction. Contact the Building Department for inspections.
- See attached checklist for water meter set and Right-of-Way CO inspection requirements. Schedule at least 2 weeks prior to home closing/occupancy.

To schedule Right-of-Way inspections, call Rick Davis at **303-709-6726**.
Please note, a \$100 reinspection fee may be assessed for a failed inspection.



Town of Superior
 Public Works and Utilities Department
 124 E Coal Creek Drive
 Superior, Colorado 80027
 303-499-3675

Meter Idler (Jumper) in Meter Pits for Testing New Home Plumbing Systems Public Works and Utilities Department

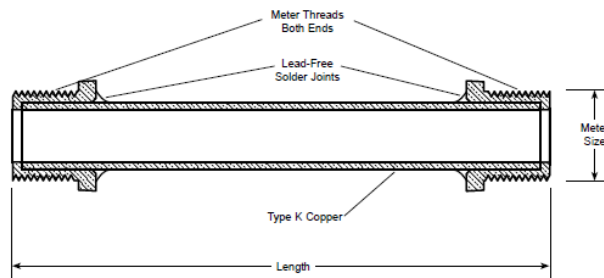
When system testing of plumbing is required in homes, the temporary use of an approved meter idler (jumper) is allowed. A water meter set is not needed at that time. Water meters are set prior to closing.

The information noted below provides the correct meter idler. It is important that only an approved idler (jumper) be used to prevent damage to the meter setter. Using steel pipe, gas pipe, pvc pipe, or any other product damages the brass seat and will require removal and replacement of the meter setter.

Approved idlers (Jumpers) are:

3/4 Inch Service - Ford Meter Company, Part Number - IDLER-3-NL


1 Inch Service - Ford Meter Company, Part Number - IDLER-4-NL



DESCRIPTION		APPROX. WT. LBS	PART NUMBER	✓ SUBMITTED ITEM(S)
REPLACES METER	LENGTH			
5/8"	7-1/2"	.8	IDLER-1-NL	
5/8"x3/4"	7-1/2"	.8	IDLER-2-NL	
3/4"	9"	1.0	IDLER-3-NL	
1"	10-3/4"	1.8	IDLER-4-NL	

3/4 Inch Service - AY McDonald MFG, Part Number - 40MJ09

1 Inch Service - AY McDonald MFG, Part Number - 40MJ10

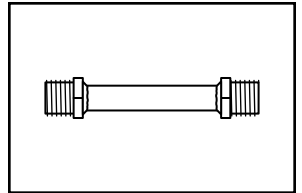


Meter Idler

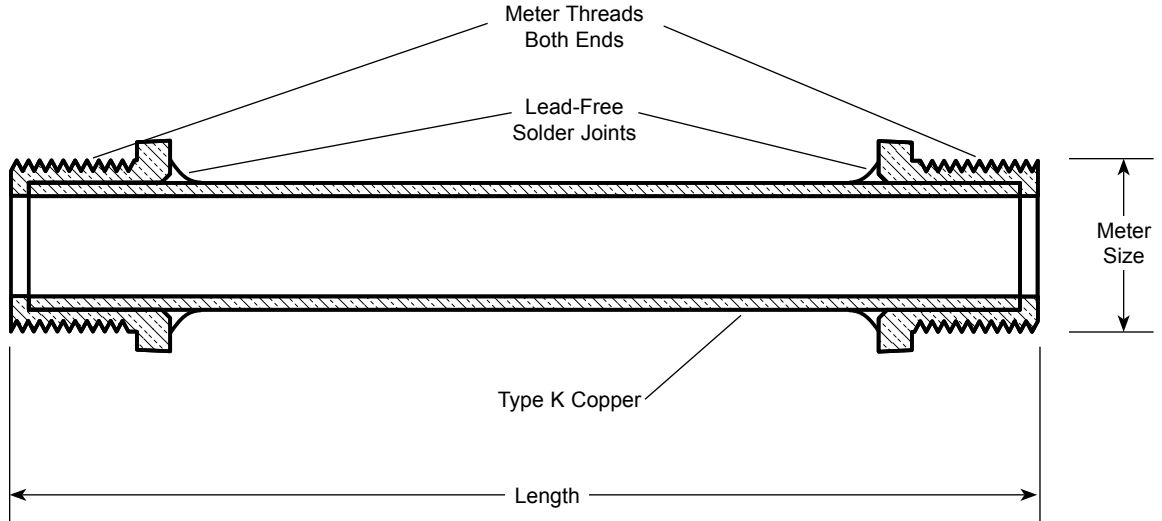
MODEL	METER	A	B
40MJ05★	5/8	7 1/2"	3/4"
40MJ07◆	5/8x3/4	7 1/2"	1"
40MJ09◆	3/4	9"	1"
40MJ10	1	10 3/4"	1 1/4"

SUBMITTAL INFORMATION

Meter Idlers - (IDLER-x-NL style)



REPLACES SPUD METERS 5/8" THROUGH 1"



DESCRIPTION		APPROX. WT. LBS	PART NUMBER	✓ SUBMITTED ITEM(S)
REPLACES METER	LENGTH			
5/8"	7-1/2"	.6	IDLER-1-NL	
5/8"x3/4"	7-1/2"	.8	IDLER-2-NL	
3/4"	9"	1.0	IDLER-3-NL	
1"	10-3/4"	1.8	IDLER-4-NL	

FEATURES

- All brass that comes in contact with potable water conforms to AWWA Standard C800 (UNS C89833)
- The product has the letters "NL" cast into the body for proper identification
- Conforms to AWWA C700 for Meter Threads.

The Ford Meter Box Company considers the information in this submittal form to be correct at the time of publication. Item and option availability, including specifications, are subject to change without notice. Please verify that your product information is current.



The Ford Meter Box Company, Inc.

P.O. Box 443, Wabash, Indiana U.S.A. 46992-0443

Phone: 260-563-3171 / Fax: 800-826-3487

Overseas Fax: 260-563-0167

www.fordmeterbox.com

03/10/17


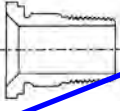
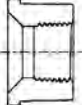
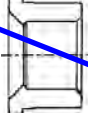
Submitted By:

APPROVED

Series 20 • Horizontal Style - Double Purpose Union Components


Unions for 1" Meter Settings

For all Double Purpose Meter Setters
(Series 20, 23, 24, 25, 26, 30, 39, 43, 50, 53, 54, 55, 56, 60, 61, 62, 63, 64, 70)

MODEL	DESCRIPTION	MODEL	DESCRIPTION
 40-4N	1" Union Nut	 40-4M4	1" MNPT Union
 40-4D4	1" Double Purpose Union Flare or FNPT	 40-4S4	1" Solder Union
		Not Pictured 40G4	1" Double Purpose Gaskets

APPROVED

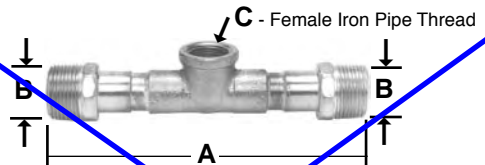
Accessories



Meter Idler

MODEL	METER	A	B
40MJ05★	5/8	7 1/2"	3/4"
40MJ07◆	5/8x3/4	7 1/2"	1"
40MJ09◆	3/4	9"	1"
40MJ10	1	10 3/4"	1 1/4"

◆ One piece casting ★ Wrought Copper



Air Release/Vac Idler Tee

MODEL	METER	A	B	C
15AV07	5/8x3/4	7 1/2"	1"	3/4"
15AV09	3/4	9"	1"	3/4"
15AV10	1	10 3/4"	1 1/4"	1"



Town of Superior
Public Works and Utilities Department
124 E Coal Creek Drive
Superior, Colorado 80027
303-499-3675

**Water Meter, Certificate-of-Occupancy , Utility, Drainage and Right-of-Way
Inspections
Public Works and Utilities Department**

Requirements for Water Meter Set, Certificate-of-Occupancy Drainage and Right-of-Way inspection are as follows:

1. Final inspections from the Building Department are scheduled.
2. Verify rough site grading of the lot is completed.
3. Verify sidewalks, patios, porches and driveways are in place.
4. Verify an address is permanently attached to the home. (Front and Rear if Alley Present)
5. Verify the public sidewalk in front, and along the sides of corner lots is thoroughly cleaned and washed and property points are visible on the walk. (For public roads. Does not apply to private roads)
6. Verify vehicles, portable restrooms, construction dumpsters, etc. are clear of the requested site.
7. Verify the street in front, and along the sides of corner lots are cleaned of dirt, mud and debris from property line to property line, out to the centerline of the street. (For public roads. Does not apply to private roads)
8. Verify all underground utilities (gas, water, sewer, telephone, cable tv, fiber optic, electric) are installed and backfilled.
9. Sanitary sewer cleanouts installed flush with grade, with cast iron cover and concrete collar per Public Works and Utilities detail 500-10.
10. Verify meter pit and curb stop box are exposed, cleaned and undamaged.
11. Verify water service "W" is cut into the curb face.
12. Verify sewer service "S" is cut into the curb face.
13. Verify property pins are set and exposed for inspection.
14. 24 hour request required for inspections.

To schedule inspections, call **Utility Billing at 720-304-6797**.
Please note, a \$100 reinspection fee will be assessed for a failed inspection.